

Understanding Assessment at Discovery

All students at Discovery work at different abilities, as their individual needs are prioritised.

Every Learner is different and therefore, we must ensure that the way we assess reflects this.

Personalised Learning Targets

Rather than learner working through a whole grade at a time, they are each set bespoke learning targets in each of their subjects.

This means that learning is personalised, allowing for both stretch and challenges, as well as over learning to take place.

The learning ladder of progress

We can imagine learning as a ladder of progress.

Each time a student makes progress, this is captured using our assessment system through photographs, videos and staff written testimonies

This evidence added contributes towards learners progressing up the learning ladder of grades and steps.

Let's talk numbers

The grades and steps system we use in school progress from Pre-Key Stage (P) to grades and steps, from 1 to 6.

Each grade is divided into 6 key steps, in order to ensure that students have the ability to develop their knowledge until this is secure; at this point, they will then progress to the next grade.

What progress looks like

At the end of each term, students progress is tracked and they are assigned a letter in accordance with their attainment . . .

B

Your child is making below expected progress.

WT

Your child is working towards meet their personal targets.

A

Your child is reaching their personal target.

E

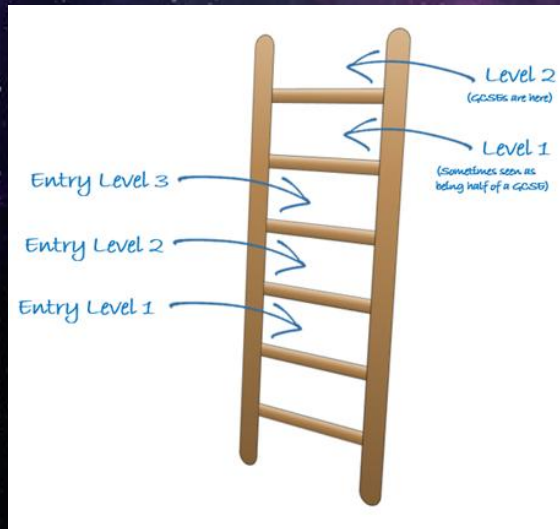
Your child is surpassing their personal target.

Progress towards the future

Grades and steps can be converted to outcomes at Key Stage 4, when your child leaves Discovery.

There is a strong correlation between the amount of progress your child makes and the outcome in terms of a grade. The progress your child makes takes into consideration their attitude in learning.

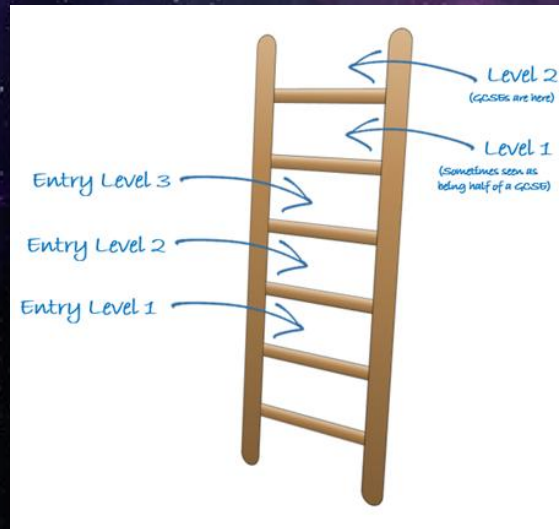
If your child is working within **Pre-Grade 3 to 8**, it is predicted that they will go on to sit **Entry Level 1** qualifications at Key Stage 4.



Grade 6 Step 6
Grade 6 Step 5
Grade 6 Step 4
Grade 6 Step 3
Grade 6 Step 2
Grade 6 Step 1
Grade 5 Step 6
Grade 5 Step 5
Grade 5 Step 4
Grade 5 Step 3
Grade 5 Step 2
Grade 5 Step 1
Grade 4 Step 6
Grade 4 Step 5
Grade 4 Step 4
Grade 4 Step 3
Grade 4 Step 2
Grade 4 Step 1
Grade 3 Step 6
Grade 3 Step 5
Grade 3 Step 4
Grade 3 Step 3
Grade 3 Step 2
Grade 3 Step 1
Grade 2 Step 6
Grade 2 Step 5
Grade 2 Step 4
Grade 2 Step 3
Grade 2 Step 2
Grade 2 Step 1
Grade 1 Step 6
Grade 1 Step 5
Grade 1 Step 6
Grade 1 Step 5
Grade 1 Step 4
Grade 1 Step 3
Grade 1 Step 2
Grade 1 Step 1
Pre-Grade 8 High
Pre-Grade 8 Secure
Pre-Grade 7 High
Pre-Grade 7 Secure
Pre-Grade 6 High
Pre-Grade 6 Secure
Pre-Grade 5 High
Pre-Grade 5 Secure
Pre-Grade 4 High
Pre-Grade 3 High
Pre-Grade 3 Secure

Pre-Grade 3 Secure
Pre-Grade 3 High
Pre-Grade 4 High
Pre-Grade 2 Secure

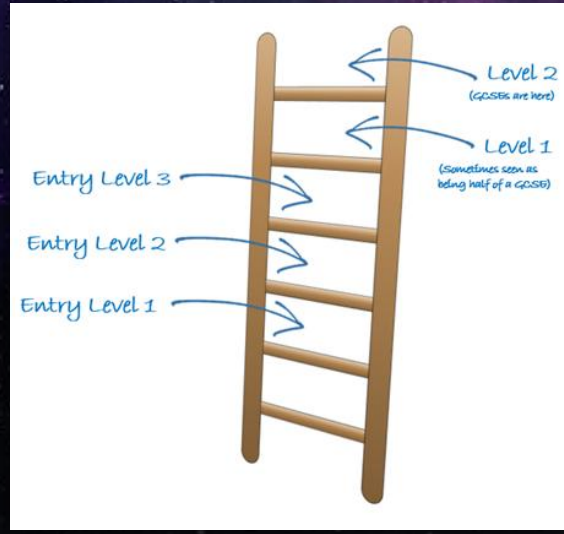
If your child is working within **grades 1 to 3**, it is predicted that they will go on to sit **Entry Level 2 and 3** qualifications at Key Stage 4.



Grade 6 Step 6
Grade 6 Step 5
Grade 6 Step 4
Grade 6 Step 3
Grade 6 Step 2
Grade 6 Step 1
Grade 5 Step 6
Grade 5 Step 5
Grade 5 Step 4
Grade 5 Step 3
Grade 5 Step 2
Grade 5 Step 1
Grade 4 Step 6
Grade 4 Step 5
Grade 4 Step 4
Grade 4 Step 3
Grade 4 Step 2
Grade 4 Step 1
Grade 3 Step 6
Grade 3 Step 5
Grade 3 Step 4
Grade 3 Step 3
Grade 3 Step 2
Grade 3 Step 1
Grade 2 Step 6
Grade 2 Step 5
Grade 2 Step 4
Grade 2 Step 3
Grade 2 Step 2
Grade 2 Step 1
Grade 1 Step 6
Grade 1 Step 5
Grade 1 Step 6
Grade 1 Step 5
Grade 1 Step 4
Grade 1 Step 3
Grade 1 Step 2
Grade 1 Step 1
Pre-Grade 8 High
Pre-Grade 8 Secure
Pre-Grade 7 High
Pre-Grade 7 Secure
Pre-Grade 6 High
Pre-Grade 6 Secure
Pre-Grade 5 High
Pre-Grade 5 Secure
Pre-Grade 4 High
Pre-Grade 3 High
Pre-Grade 3 Secure

Pre-Grade 3 Secure
Pre-Grade 3 High
Pre-Grade 4 High
Pre-Grade 2 Secure

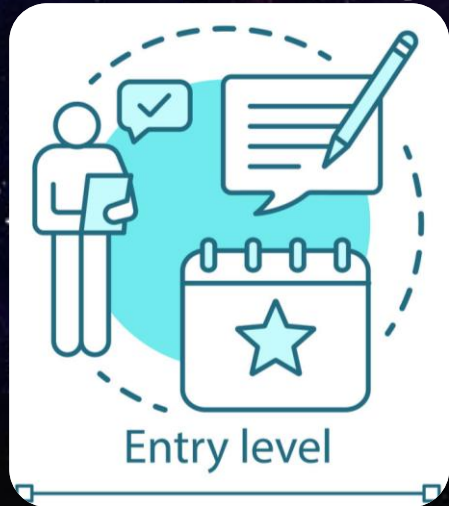
If your child is working within **grades 4-6**, it is predicted that they will go on to sit **Level 1, Level 2 and GCSE** qualifications at Key Stage 4.



Grade 6 Step 6
Grade 6 Step 5
Grade 6 Step 4
Grade 6 Step 3
Grade 6 Step 2
Grade 6 Step 1
Grade 5 Step 6
Grade 5 Step 5
Grade 5 Step 4
Grade 5 Step 3
Grade 5 Step 2
Grade 5 Step 1
Grade 4 Step 6
Grade 4 Step 5
Grade 4 Step 4
Grade 4 Step 3
Grade 4 Step 2
Grade 4 Step 1
Grade 3 Step 6
Grade 3 Step 5
Grade 3 Step 4
Grade 3 Step 3
Grade 3 Step 2
Grade 3 Step 1
Grade 2 Step 6
Grade 2 Step 5
Grade 2 Step 4
Grade 2 Step 3
Grade 2 Step 2
Grade 2 Step 1
Grade 1 Step 6
Grade 1 Step 5
Grade 1 Step 6
Grade 1 Step 5
Grade 1 Step 4
Grade 1 Step 3
Grade 1 Step 2
Grade 1 Step 1
Pre-Grade 8 High
Pre-Grade 8 Secure
Pre-Grade 7 High
Pre-Grade 7 Secure
Pre-Grade 6 High
Pre-Grade 6 Secure
Pre-Grade 5 High
Pre-Grade 5 Secure
Pre-Grade 4 High
Pre-Grade 3 High
Pre-Grade 3 Secure

Pre-Grade 3 Secure
Pre-Grade 3 High
Pre-Grade 4 High
Pre-Grade 2 Secure

This means that all learners are predicted to leave with some form of accredited qualifications, to help them gain entry to further education when they leave Discovery. We currently offer . . .



Every #Crew Member is Unique

Learners at Discovery all have different starting points. The most important thing to remember is what their next steps are and that they are moving up the ladder.

